

Elena P at 681 Kinglet Blvd NW


Get Cash Back

BED	BATH	SQ FT	HOME STYLE
3	2.5	2088	FRONT ATTACHED GARAGE HOME

GARAGE TYPE
DOUBLE ATTACHED



BLOCK:	8	LOT:	8
=====			
STAGE:	8	JOB:	KNG-0-035441

COMMUNITY	
=====	
SHOWHOME ADDRESS	5807 Raven Crescent NW
=====	
SHOWHOME HOURS	Monday - Thursday from 3 - 8PM Weekends and Holidays from 12 - 5PM
=====	
CONTACT	Ryan James 825-512-1050

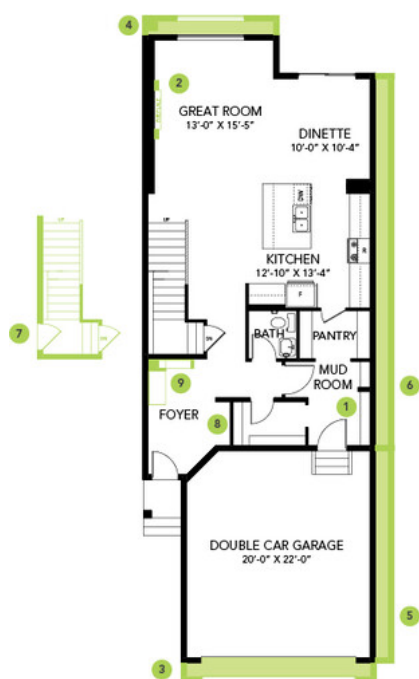
Model Features

The Elena model features a spacious main floor with a large foyer, a convenient mud room and walk-in closet just off your double car garage. The open concept kitchen includes a walk-through pantry and large central island that opens up to the dining room and great room. On the second floor you will find two bedrooms, a bonus room at the top of the stairs and the primary bedroom including a walk-in closet and ensuite.

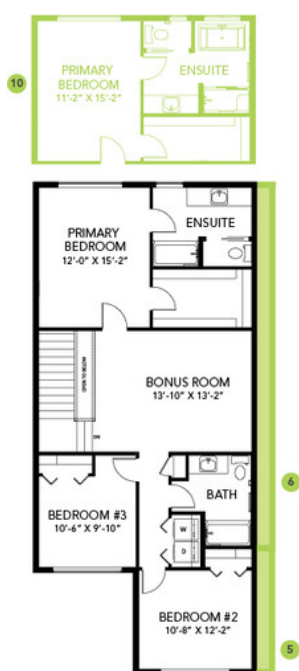
- An abundance of kitchen counter space
- Walk-through kitchen pantry
- Convenient second floor laundry
- Optional: 4-piece ensuite
- Optional: Legal income basement suite

Floor Plans

MAIN FLOOR



SECOND FLOOR



LEGAL BASEMENT SUITE

