



## NORTHEAST

**SCHONSEE** Catalina II C   
2718 sqft | 17104-75 St NW

**SCHONSEE** Kennedy B   
2225 sqft | 17108-75 St NW


**SCHONSEE** Adele   
1725 sqft | 5525 Schonsee Drive NW

**SCHONSEE** Birk   
1352 sqft | 5527 Schonsee Drive NW  
Call 780.457.1956


## WEST

**ROSENTHAL** Mackenzie H   
2476 sqft | 8236-217 St NW  
Call 780.705.3765

**WEBBER GREENS** Oakley   
1574 sqft | 9515-209 St NW


**WEBBER GREENS** Ashbury   
1401 sqft | 9511-209 St NW  
Call 780.244.2469


## SOUTHEAST

**AURORA** Hendrick H   
1996 sqft | 1399 Watt Drive SW

**AURORA** Birk   
1380 sqft | 2021 Wonnacott Way SW


**AURORA** Adele   
1725 sqft | 2023 Wonnacott Way SW

**AURORA** Oakley   
1584 sqft | 2025 Wonnacott Way SW

**AURORA** Albany   
1420 sqft | 2027 Wonnacott Way SW  
Call 587.520.0935

**MAPLE CREST** Kennedy C   
2230 sqft | 416-42 Ave NW


**MAPLE CREST** Birk   
1352 sqft | 623-40 Ave NW


**MAPLE CREST** Camden   
1396 sqft | 625-40 Ave NW  
Call 587.521.7744

**THE HILLS AT CHARLESWORTH** Catalina II   
2689 sqft | 714 Charlesworth Way SW

**THE HILLS AT CHARLESWORTH** Birk   
1352 sqft | 712 Charlesworth Way SW


**THE HILLS AT CHARLESWORTH** Adele   
1735 sqft | 710 Charlesworth Way SW

**THE HILLS AT CHARLESWORTH** Greyson   
1425 sqft | 708 Charlesworth Way SW  
Call 587.521.5869


**ARRIVE AT ALLARD**   
103 Allard Link SW  
Call 780.761.3977

## SOUTHWEST


**KESWICK** Hendrick K   
2054 sqft | 2113 Koshal Way SW


**KESWICK** Seville T   
2072 sqft | 2115 Koshal Way SW

**KESWICK** Avery   
1771 sqft | 2117 Koshal Way SW


**KESWICK** Ashbury   
1401 sqft | 2119 Koshal Way SW  
Call 587.521.6580

## LEDUC


**ROBINSON** Camden   
1401 sqft | 44 Rolston Close  
Call 780.980.8506

**BRAND NEW!** **WOODBEND** Seville H   
2006 sqft | 303 Balsam Link


**BRAND NEW!** **WOODBEND** Ashbury   
1401 sqft | 260 Larch Crescent

**BRAND NEW!** **WOODBEND** Aspen   
1555 sqft | 258 Larch Crescent  
Call 780.612.5455


## SHERWOOD PARK

**SEDGEWOOD AT SALISBURY VILLAGE**  
Berkeley   
1623 sqft | 10, 95 Salisbury Way  
Call 780.570.1159

## SPRUCE GROVE

**MCLAUGHLIN** Madison C   
1953 sqft | 285 Westgrove Drive  
Call 780.571.1731

**HARVEST RIDGE** Avery   
1761 sqft | 21 Hope Common

**HARVEST RIDGE** Adele   
1786 sqft | 23 Hope Common  
Call 587.286.1920

**PRESCOTT** Kingston   
1996 sqft | 54 Prospect Place  
Call 780.571.2563

**PRESCOTT** Ashbury   
1401 sqft | 35 Prairie Gate

**PRESCOTT** Aspen   
1555 sqft | 37 Prairie Gate

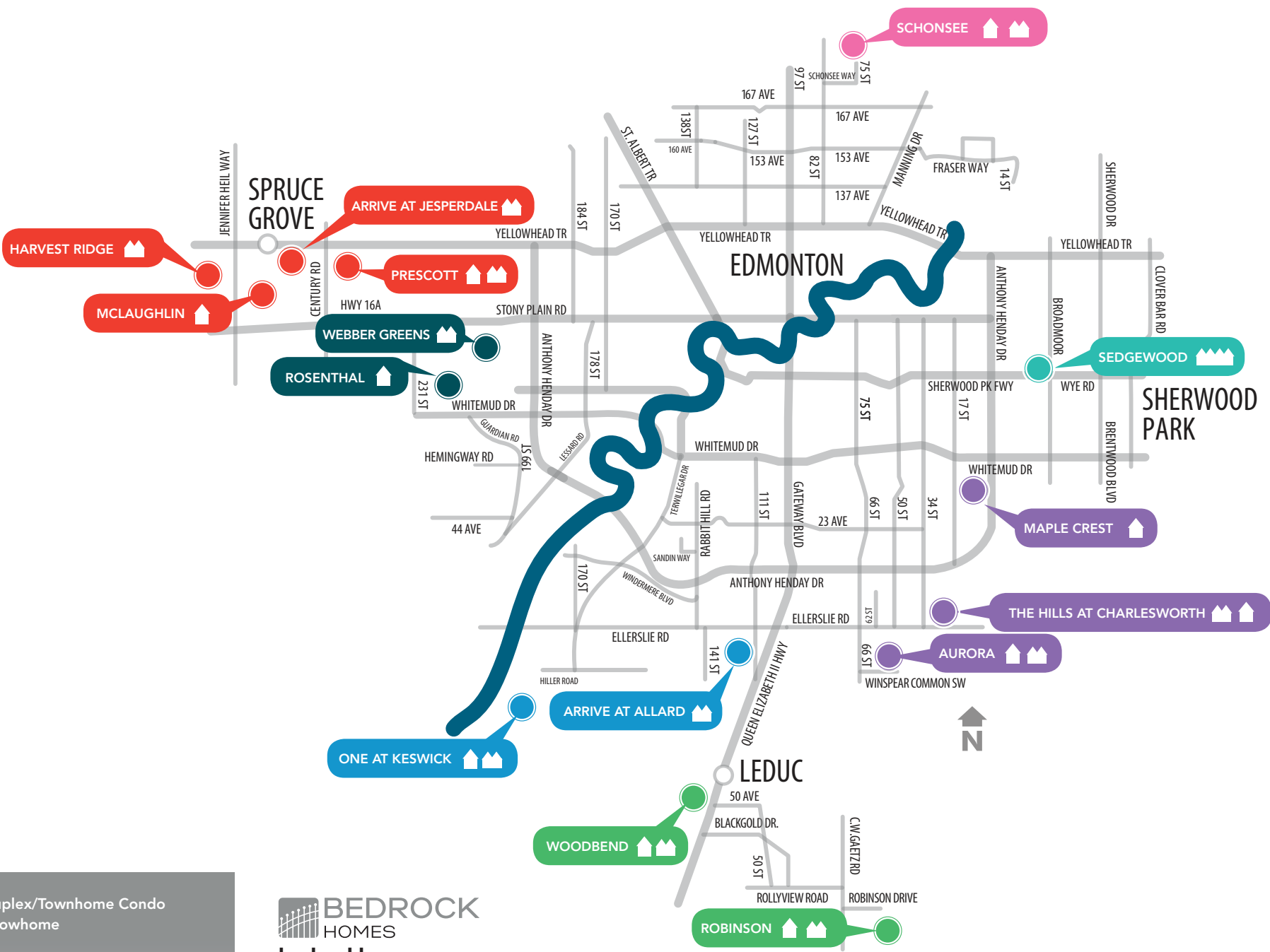
**BRAND NEW!** **ARRIVE AT JESPERDALE** Crane   
1344 sqft | 2 Arbour Point  
Call 587.286.3001





 Duplex/Townhome Condo Showhome

 Duplex Showhome

 Single Family Showhome

 Bungalow with RV Garage



-  Duplex/Townhome Condo Showhome
-  Duplex Showhome
-  Single Family Showhome
-  Bungalow with RV Garage

**BEDROCK**  
HOMES  
[bedrockhomes.ca](http://bedrockhomes.ca)

# VISIT US AT ANY OF OUR BEAUTIFUL SHOWHOMES

Monday - Thursday 3-8PM | Weekends & Holidays 12-5PM

*Map is for illustration purposes only, the information supplied in this document is for guidance and education only.*